


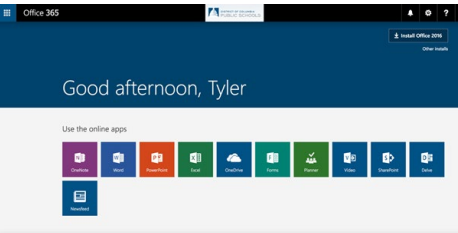




## Student Log in for Digital Platforms and Content

Every student in the District of Columbia Public Schools has access to digital platforms, content, and tools. Below are the resources available and how to log in.

Digital Platform	Description	How do I log in?
<p><b>Clever</b></p> 	<p>Clever is the platform that puts blended learning digital content on one dashboard and one login.</p> 	<p><i>Go to:</i> <a href="https://clever.com/in/dcpsk12">https://clever.com/in/dcpsk12</a></p> <p><i>Username/password:</i> your student credentials</p> <p><i>Select:</i> your digital content</p>
<p><b>Microsoft Office 365</b></p> 	<p>Microsoft Office 365 includes online versions of Word, Excel, PowerPoint and other applications for preparing future ready learners. Students can access applications anywhere on any device.</p> 	<p><i>Go to:</i> portal.office.com</p> <p><i>Username/password:</i> your student credentials</p>
	 <div style="border: 2px solid black; padding: 5px; display: inline-block;"> <p>Download the Office 365 Apps on your smartphone!</p> </div> <p>Access your documents and assignments on the go! (Word, Powepoint, Teams, Forms, Excel, OneNote, OneDrive)</p>	<p><i>Go to:</i> your app store <i>Search:</i> for the Office 365 app <i>Install:</i> the app <i>Sign in:</i> with your student credentials</p>
<p><b>Canvas</b></p> 	<p>Canvas is the Learning Management System in which students can access and participate in online courses created by their teachers.</p>	<p><i>Go to:</i> dcps.instructure.com <i>Username/password:</i> your student credentials <i>Select:</i> your course</p>